



Wedgy with AB 90° Clip Hex Lag








- Provides support for Trapezes, HVAC Duct, Cable Tray, Piping and Conduit.
- Quick installation and adjustment.
- Engineered as a COMPLETE ASSEMBLY.
- Assembly maximum capacities vary by substrate and embedment. Ask about additional fastener options with higher values.
- Capacities Shown in the table below account for the connection to structure with a 1/4" x 2-1/2" Hex Lag.
- Assemblies can be manufactured with 2, 3, or 4 cables. Please contact CEAS for part numbers.
- Cables can be ordered to any length. Please contact CEAS for part numbers.
- U.S. Patent D737,134.

Illustrations are not to scale



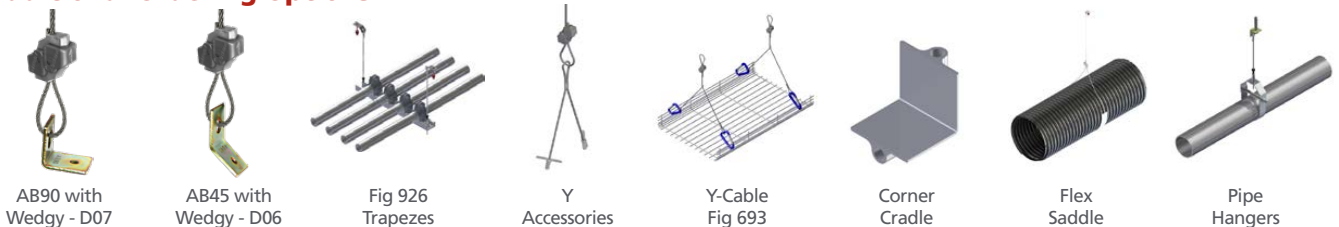
Part Numbers

	Cable Length	No. 1 Cable	Bucket Qty	Capacity	No. 2 Cable	Bucket Qty	Capacity	No. 3 Cable	Bucket Qty	Capacity
 WEDGY - D01	3'	CEA-64301010101	100	75	CEA-64302010101	100	150	CEA-64303010101	100	173
	6'	CEA-64301020101	100		CEA-64302020101	100		CEA-64303020101	50	
	9'	CEA-64301030101	50		CEA-64302030101	50		CEA-64303030101	50	
	12'	CEA-64301040101	50		CEA-64302040101	50		CEA-64303040101	50	
	15'	CEA-64301050101	50		CEA-64302050101	50		CEA-64303050101	50	
	18'	CEA-64301060101	50		CEA-64302060101	50		CEA-64303060101	25	
 DSCCL2 or 3 - D02	3'				CEA-64302010102	25	165	CEA-64303010102	25	165
	6'				CEA-64302020102	25		CEA-64303020102	25	
	9'				CEA-64302030102	25		CEA-64303030102	25	
	12'				CEA-64302040102	25		CEA-64303040102	25	
	15'				CEA-64302050102	25		CEA-64303050102	25	
	18'				CEA-64302060102	25		CEA-64303060102	25	
 DSCU2 or 3 - D03	3'				CEA-64302010103	25	100	CEA-64303010103	25	100
	6'				CEA-64302020103	25		CEA-64303020103	25	
	9'				CEA-64302030103	25		CEA-64303030103	25	
	12'				CEA-64302040103	25		CEA-64303040103	25	
	15'				CEA-64302050103	25		CEA-64303050103	25	
	18'				CEA-64302060103	25		CEA-64303060103	25	
 WEDGY & DSC - D04	3'	CEA-64301010104	25	75	CEA-64302010104	25	Upper Attach	CEA-64303010104	25	Upper Attach
	6'	CEA-64301020104	25		CEA-64302020104	25	100	CEA-64303020104	25	100
	9'	CEA-64301030104	25		CEA-64302030104	25		CEA-64303030104	25	
	12'	CEA-64301040104	25		CEA-64302040104	25	150	CEA-64303040104	25	Lower Attach
	15'	CEA-64301050104	25		CEA-64302050104	25		CEA-64303050104	25	
	18'	CEA-64301060104	25		CEA-64302060104	25		CEA-64303060104	25	
 SWP2 or 3 - D05	3'				CEA-64302010105	100	150	CEA-64303010105	100	173
	6'				CEA-64302020105	100		CEA-64303020105	50	
	9'				CEA-64302030105	50		CEA-64303030105	50	
	12'				CEA-64302040105	50		CEA-64303040105	50	
	15'				CEA-64302050105	50		CEA-64303050105	50	
	18'				CEA-64302060105	50		CEA-64303060105	25	

Example:
CEA-64302030101

- A02 = No. 2 Cable
- B03 = 9' Cable
- C01 = 643 - 90 Degree Bracket with 1/4" x 2-1/2" Hex Lag (See Attachment Index)
- D01 = Wedgy Device

Additional Ordering Options



AB90 with Wedgy - D07

AB45 with Wedgy - D06

Fig 926 Trapezes

Y Accessories

Y-Cable Fig 693

Corner Cradle

Flex Saddle

Pipe Hangers