Fig. 331 Stiffy Single Row CIP Deck Sleeve

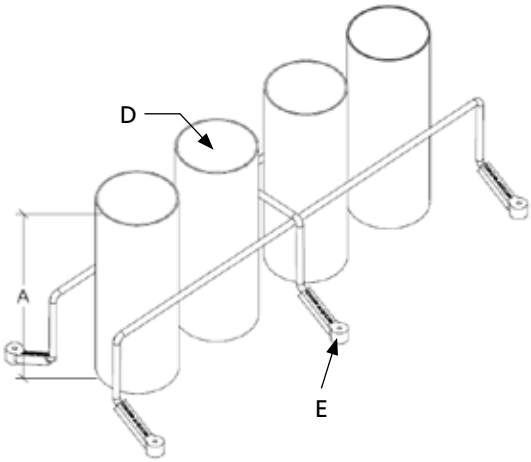

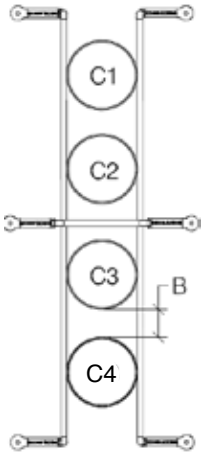

All Sleeves are Manufactured with a Minimum of 18g Steel

- Provides a secure sleeve in concrete decks for Mechanical, Plumbing and Electrical applications
- Stiffy Sock® plastic foot:
  Provides a uniform opening to install fasteners
  Eliminates exposed metal when the forms are removed
- Prefabricated deck sleeve template provides a quick layout solution for through penetrations
- Sleeve size and spacing can be customized to fit any project condition
- Additional sleeves can be added to the line-up
- Heavy Gauge Steel Sleeves resist abuse during concrete pours
- Eliminates rework and reinforcement when using thin deck sleeves



Contractor:	Ship to Address:
PO#	Order Date:
***All Orders are Custom and Therefore Non-cancellable and Non-returnable**	

	A	B	C1	C2	C3	C4	C5	C6	C7	C8	D	E	Qty
Fig 331													
Fig 331													
Fig 331													

*To reduce the number of cans required input N/A to any values that do not apply.

A	B	C		D		E	
Overall Height	Sleeve Spacing	Opening Size I.D.		End Caps		Footprint	
		*01	1" (1.049" ID)	*00	No End Caps	*01	Stiffy Sock
		*015	1 1/2" (1.610" ID)	*01	End Caps on Top[1,2]		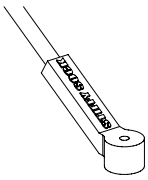
		*02	2" (2.067" ID)	*02	End Caps on Bottom[1,2]		
		*025	2 1/2" (2.731" ID)	*03	End Caps on Both Ends[1,2]		
		*03	3" (3.356" ID)				
		*04	4"(4.334" ID)				
		*05	5" (4.8125" ID)				
		*06	6" (5.8125" ID)			*02	Stiffy Loop
		*07	7" (6.8125" ID)				
		*08	8" (7.8125" ID)				
		*09	9" (8.8125" ID)				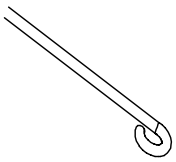
		*10	10" (9.8125" ID)				
		*11	11" (10.8125" ID)				
		*12	12" (11.8125" ID)				
		*13	Other—Please specify				

Footnotes:
1– Plastic End Caps are used for 1" through 4" I.D.
2- Sleeves 5" and larger will be taped at the ends when end caps are requested.

© 2012-2017 CEAS, All Rights Reserved • 14848 Northam St., La Mirada, CA 90638
Tel: 877-GOO-CEAS • Fax: 714-522-3648 • www.CEASATTACHMENTS.com
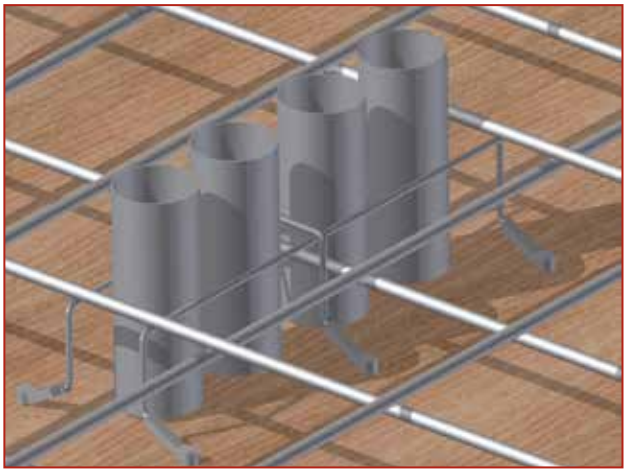
Application Examples