

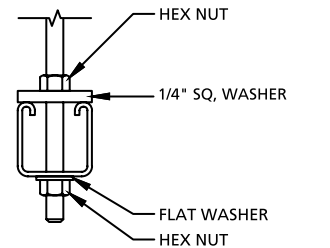
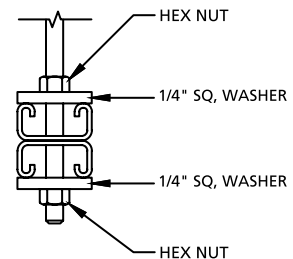


**PART #: A1-A2-B1.1-B1.A-B1.B-C1.1-C1.2-C2-C3-D-E1-E2-E3**

A	B	C	D	E <sup>1</sup> (Strut Options)		
				ORIENTATION	PERFORATIONS	
*00	None	Width (Inches)	*01	3/8" ATR	"U" = UP	"S" = SOLID
*01	PRPIP3812 <sup>3,4</sup>		*02	1/2" ATR	"D" = DOWN	"P" = PUNCHED
*02	PRSDI3812 <sup>3,4</sup>		*03	5/8" ATR		"SL" = SLOTTED
*03	SDI143812 <sup>3</sup>		*25	OTHER		
*04	SDI381258 <sup>3</sup>		<b>E - Strut Profile Options</b>			
*05	SDI5834 <sup>3</sup>	 				
*06	PIP143812 <sup>3</sup>	A1	A2			
*07	PIP381258 <sup>3</sup>	13/16" x 1-5/8"	B2B 13/16" x 1-5/8"	14g STRUT		
*08	PIP5834 <sup>3</sup>					
*09	RDI143812					
*10	ROD COUPLER					
*11	VSB3812-1438 <sup>3</sup>					
*12	VSB3812-1258 <sup>3</sup>					
*13	VSB5834-1438 <sup>3</sup>	B1	B2	C1	C2	
*14	VSB5834-1258 <sup>3</sup>	1 5/8" x 1-5/8"	B2B 1 5/8" x 1-5/8"	3-1/4" x 1-5/8"	B2B 3-1/4" x 1-5/8"	
		14g STRUT	12g STRUT	12g STRUT	12g STRUT	



**SINGLE SIDED STRUT ASSEMBLY**




**DOUBLE SIDED STRUT (B2B) ASSEMBLY**

**FOOTNOTES:**

1. Trapezes ordered with 3/8" and 1/2" ATR are built with 9/16" holes. Trapezes with 5/8" ATR are drilled out to accept rod.
2. Strut options (E) nomenclature example: B1U<sup>1</sup>SL = B1 profile, strut orientation is up, strut perforations are slotted.
3. ATR length will be adjusted in fabrication to account for upper attachment.
4. ISAT Push Rod engagement mark will be added to the ATR when the PRPIP3812 or PRSDI3812 is selected.
5. Standard Finish: Pre-galvanized strut; electro galvanized ATR and hardware standard. Special finishes available upon request.
6. Strut Product Manufacturer: PHD Manufacturing, Inc. Substitutions available upon request.

A: 01 BBH PUSH ROD PIP POUR IN PLACE INSERT      A: 02 BBH PUSH ROD SDI STEEL DECK INSERT      A: 03, 04, 05 BBH PIP POUR IN PLACE INSERT      A: 03, 04, 05 BBH SDI STEEL DECK INSERT



ATR length will be adjusted in fabrication to account for upper attachment.